

Week beginning 13th July 2020

Home Learning: Year 2

Dear Parents/Carers,

It was lovely to see so many of you last week collecting reports and personal possessions from school. This week we have planned some non-fiction writing and a 'Free Writing' day. Choose one of the topics below and write in whichever style you like. Apologies for the numerous attachments but White Rose Maths have provided an alternative topic again for the Year 1 work.

Kind regards, Mrs Barker & Miss Norgate

Maths:

White Rose Maths. *This time please use Summer Week 11 w/c 6.7.20*

Go to <https://whiterosemaths.com/homelearning/> Worksheets will now be sent separately as parents cannot access them without subscribing.

Year 1

- Day 1 Find a half (1)
- Day 2 Find a half (2)
- Day 3 Find a quarter (1)
- Day 4 Find a quarter (2)
- Day 5 Maths Challenge
- Jack and the Beanstalk

Year 2

- Day 1 Litres
- Day 2 Temperature
- Day 3 O'Clock and half past
- Day 4 Quarter past and quarter to
- Day 5 Maths Challenge
- Number lines

Alternative worksheets are available this week for Year 1 maths.

- 1 Describe turns
- 2 Describe position (1)
- 3 Describe position (2)
- 4 Problem solving with position

English:

Writing:

Day 1 Information text about a wild animal – planning

Day 2 Information text about a wild animal – writing

Day 3 Reading comprehension: Minibeasts

Day 4 All about me – For my new teacher (perhaps you could take it to your new teacher in September)

Day 5 Free writing Friday – choose one of the tasks to write about.

Topic: aerial photograph activity. Look at the photographs (sent separately). How do they make you see, hear, smell and feel?

Lego challenge: Aliens are invading, and you need to build a war robot to defeat them.

Art: make a dinosaur using one of the templates sent separately.

P.E. Jumpstart Johnny

<https://www.bing.com/videos/search?q=Jump+Start+Jonny+Shake+It+Of+f&FORM=VDMHRS>

Or Andy's Wild Workouts on Cbeebies This is the last one, number 10 The Arctic

<https://www.bbc.co.uk/iplayer/episode/p06tmtxh/andys-wild-workouts-series-1-10-arctic>



Reading: Try to spend at least 10 minutes a day reading/sharing a book with your child. Don't forget 'Reading Eggs'

Read some ebooks on the **Oxford Owl website**. Books are sorted by age/Oxford level/book band

<https://www.oxfordowl.co.uk/for-home/find-a-book/library-page/>

<https://www.getepic.com> is a great website with more books to read and is free for parents at the moment.

There are also ebooks on Twinkl, free for parents at the present time.

<https://www.twinkl.co.uk/search?term=ebooks>

Independent reading – if you finish your book, choose one or two of the Reading Journal ideas below to complete. 😊

Spelling: (Lists attached)

Bees, Butterflies and Bugs

Little Bugs

See lists attached

oo sound with ui, u and ew

ore

Double letters

Phonics Play is free for parents and children at the moment

Why not practise all the graphemes in a time challenge?

<https://legacy.phonicsplay.co.uk/member-only/FlashcardsTC.html>

Spelling Bees & Butterflies w/b 13.7.20	Monday L.S.C.W.C.	Tuesday L.S.C.W.C.	Wednesday L.S.C.W.C.	Thursday L.S.C.W.C.	Friday L.S.C.W.C.
fruit					
juice					
juicy					
bruise					
shampoo					
kangaroo					
music					
menu					
usual					
screw					
drew					
stew					
<p><i>Rule: oo sound with ui, oo, u and ew</i></p> <p><i>Write the word in a sentence showing its meaning</i></p>					

Spelling Bugs Date: w/b 13.7.20	Monday L.S.C.W.C.	Tuesday L.S.C.W.C.	Wednesday L.S.C.W.C.	Thursday L.S.C.W.C.	Friday L.S.C.W.C.
skull					
dull					
still					
kiss					
grass					
dress					
buzz					
stiff					
cliff					
stuff					

Rule: double letter endings ll, ss, zz, ff

Write the word in a sentence showing its meaning.

Little Bugs Date: w/b 13.7.20	Monday L.S.C.W.C.	Tuesday L.S.C.W.C.	Wednesday L.S.C.W.C.	Thursday L.S.C.W.C.	Friday L.S.C.W.C.
more					
score					
before					
wore					
shore					
core					
who					
why					

Task Put each of the words into a sentence which shows the meaning of the word.

List Nine

Spelling



Look at the words.
Say each word.
Each word has the same sound.

List Nine

Spelling

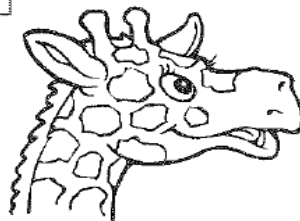
5. Look at the word builders below made from the list words. Circle the parts that have been added.
Can you write another word builder next to each one?

musician _____ draw _____
usually _____ fruitcake _____
bruised _____ shampooing _____

6. Which three list words are something you can eat or drink?

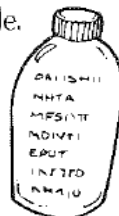
7. Sort the list nine words according to the number of syllables. Use a coloured pencil to show the syllable break.

One syllable	Two syllables	Three syllables



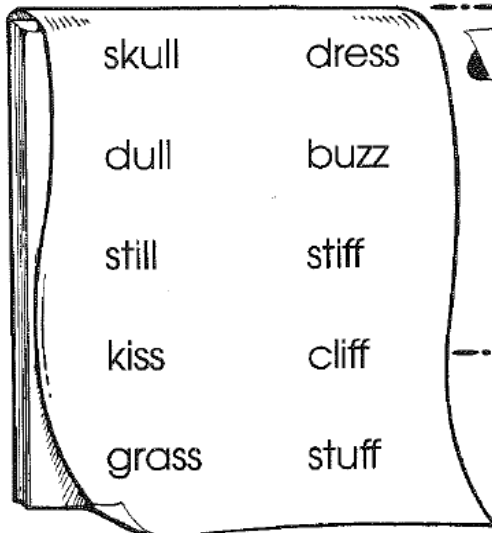
Bottle Words

1. Collect an empty shampoo or juice bottle.
2. Write the words from both lists in marking pen on the outside.
3. Display on your kitchen or bathroom bench to look at during the week.



List Seven

Spelling



Look at the words. Say each word. Underline the patterns.

The patterns are ,
 , and .

1. Unjumble the list words and write them correctly.

u z b z _____

s k s i _____

r s d e s _____

a s g r s _____

t f f u s _____

u s l l k _____

l u d l _____

f i s f t _____

l t i s l _____

l i c f f _____

2. Write the list words to match the clues.

Bees do this. _____

Protects your brain. _____

Boring. _____

Rhymes with fluff. _____

Something girls wear. _____

3. Write the spelling words which contain these small words.

You can only use each word once.



tiff _____

as _____

if _____

ill _____

is _____




1. Write the **list seven** words using – look, say, cover, write, check.
2. Choose five list seven words and write each in a sentence. Use the other five list words to write each in a question.
3. Write ‘My List’ words using – look, say, cover, write, check.
4. Make word shapes for each ‘My List’ word.

Remember your partner test. Colour a square when you complete each test. 1 2 3 4 5

 The words in this list all follow a rule. Each of the words has a short vowel sound. This means we need to double letters like 'l', 'f', 's' and 'z' to keep the vowel sound short.

4. Can you think of six more words that follow this rule? Write them below.

 The word 'dress' is a **homograph**. This means it has two meanings. One meaning is a verb – a doing word, while the second meaning is a noun – a naming word.

5. Find the definition for each in a dictionary and write them below.

dress (verb) _____

dress (noun) _____

6. One letter has been changed in each of these words to make a new word. Which list words have been used?

skill _____


grasp _____


miss _____

 bull _____

Magazine Hunt

1. Search through magazines for the letters contained in both list words.
2. Glue the letters to form the words on paper.






Year 2 Information Text Final Written Work

Name _____ Date _____


A Wild Animal

Drawing:

A special picture for you!



For My New Teacher



All About Me

By _____



About me and my family:

At school I like:

At home I like:

Over the summer holiday:

Next year I am looking forward to:

A special message for my new teacher:

Free writing ideas

1

Choose one of the following to write about.

The funniest thing I ever saw was.....



The scariest thing I ever saw was.....



Fifteen things I want to do in my lifetime.

When I'm old, I want to.....



If I could fly, I would.....

My proudest moment was.....



My most embarrassing moment was.....



If I could choose a time to live, it would be.....

My dream school would be....

When I grow up, I want to

I remember when I was _____ years old, I.....

My best birthday



Viewing from Above



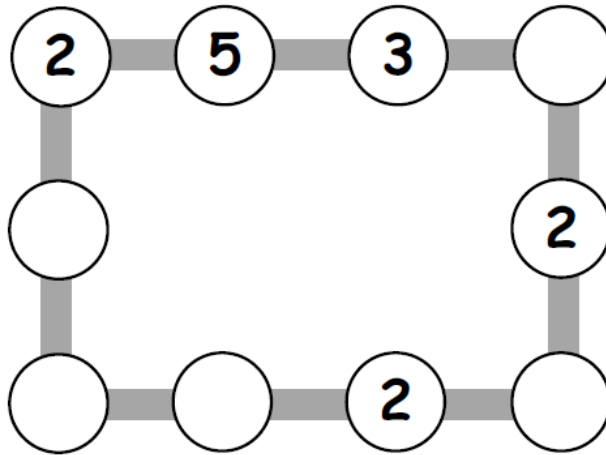
Look at the aerial photographs. Imagine you are in the photograph. What can you see, hear, smell and feel? Complete the table below.

Photograph	What can I see?	What can I hear?	What can I smell?	How does it make you feel?

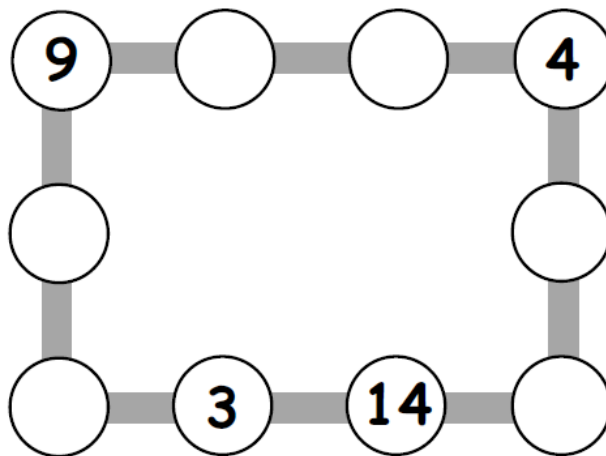


Number lines

1. Make each line add up to 16.




2. Make each line add up to 20.



3. Make up your own puzzle like this.
Ask a friend to do it.

Jack and the beanstalk

Jack climbed the beanstalk.
He always went upwards.



He first did it like this: left, right, left, right.

Find five other ways that Jack can climb the beanstalk.