



Peek at the week  
Maple and Cherry Class  
WB - 20.07.20



So this is our very last peek of the week for Reception this year. We really hope you have enjoyed the learning. We wish you all a very lovely summer and look forward to seeing the children settle into Year 1  
Much love Mrs Putman and Mrs Evans

### Reading

Read for 10 -15 minutes everyday.

Try Oxford Owl or a book from home - can you find a fun place to read and take a picture?

<https://www.oxfordowl.co.uk/for-home/find-a-book/library-page>

Find out about what can float in this lovely informative book.

<https://www.youtube.com/watch?v=fTc-4NtbBpY>

This is another lovely book about water, but can you see what happens when you add and take away things

<https://www.youtube.com/watch?v=tP1R-j6xXQY>

### Useful websites:

[www.topmarks.co.uk](http://www.topmarks.co.uk)

[www.bbc.co.uk/cbeebies](http://www.bbc.co.uk/cbeebies)

[www.ictgames.com](http://www.ictgames.com)

[www.phonicsplay.co.uk](http://www.phonicsplay.co.uk)

[www.cosmicyoga.co.uk](http://www.cosmicyoga.co.uk)

[www.oxfordowl.co.uk](http://www.oxfordowl.co.uk) (lots of our reading books are on here)

### Understanding the world



Can you find out about floating and sinking with this great song and video

<https://www.youtube.com/watch?v=s2DTWOEMigk>


Can you have a go at some these experiments with water and write about what you find out?

<https://www.stirthewonder.com/science-books-preschoolers-sinkfloat-experiment/>



## Literacy/Topic -

Last week we finished our focus on Julia Donaldson. So this weeks story is 'Who sank the boat?' by Pamela Allen



Can you have a look at this book and find out what the story is all about?

<https://www.youtube.com/watch?v=ZpFWuHSDftQ>

Can you have a go at drawing a boat and then putting all the characters in the boat in the right order and describe/write who they are and which position they are in ?



### Who Sank the Boat? Writing/Craft Activity

#### Instructions:

Students choose their favourite character from the story.

#### WRITING:

Students can use the lined writing slip (provided 2 per page) to write a sentence about their favourite character.

Differentiation provided - Students use writing slips with sentence starters to finish sentence about their favourite character (provided 2 per page).

#### CRATE:


Take a photo of your students 'pretending' to sit in a boat.

Print this photo in colour.

Student uses template of favourite character (two versions provided colour or B&W for students to colour themselves).

Each student needs photo of self, picture of character and picture of boat to assemble in a zipper in the writing task.

Additional idea: attach a piece of string to look like a rope on the boat.



Have a go at making a paper boat of paper and stick it to some coloured paper, then take a photo of yourself and put yourself in the boat with your favourite pet or animal and the write a story about what you might get up to if you were to sail out to sea.

Can you think about other things that might make a boat float or sink and can you have a go at exploring them and writing about it



## Stay Active

Cosmic Kids - yoga, Squish the fish

<https://www.youtube.com/watch?v=LhY+cadR9nw>

Cosmic Kids - yoga, 'calypso the flamingo'

<https://www.youtube.com/watch?v=96R059yOPVI>

## Phonics

Over the last few weeks we've been suggesting making phonics comics <https://phonicsplaycomics.co.uk/comics.html>

We really hope you have enjoyed making the comics with you phonics. Hopefully you have learned and practised lots of sounds. Now as we go into the last few weeks, why not try out your phonics and play some games on **Phonics Bloom**.

<https://www.phonicsbloom.com/>



Also don't forget to also use your Reading Eggs log ins to access lot of other phonics games and activities

## Maths



White Rose Maths:

<https://wrm-13b48.kxcdn.com/wp-content/uploads/2019/12/Reception-Summer.pdf>

This weeks focus is Capacity on pages 28-30


Measurement

Measure

- Length, height and distance
- Weight
- Capacity

Explore capacity with this lovely story - 'How much does a Ladybird weigh?'

<https://www.youtube.com/watch?v=cY6-SpJAM4k>



Another favourite is Numberjacks - the container drainer finds out what happens when things are empty and explores what happens when things are filled up.

<https://www.youtube.com/watch?v=4y0QvIFGxqA>

## Playing and Exploring

Playing including open ended play, is a very important part of the Early Years curriculum. It encourages imagination, role play, enquiry and investigation, problem solving, independence, and creativity.

We very much encourage play to be part of each day. What will you choose each day?