

Week beginning 8th June 2020

## Home Learning: Year 2

Dear Parents/Carers,

It was lovely to welcome some children back into school last week. Hopefully, it won't be long before Year 2 can return too. This week, we are looking at another Oliver Jeffers book. I wonder which one will be your favourite. We would normally have saved some seeds from the autumn months to show children a variety of different kinds to help explain seed dispersal, which is our science topic this week. Perhaps you could find some amongst your fruit and vegetables, or lawn and garden shed (apple, orange, strawberry, melon, pea, tomato, sunflower, pumpkin, dandelion) Kind regards, Mrs Barker & Miss Norgate

### Maths:

White Rose Maths. *This time please use Summer Week 6 w/b the 1<sup>st</sup> June*  
Go to <https://whiterosemaths.com/homelearning/> Worksheets will now be sent separately as parents cannot access them without subscribing.

#### Year 1

- Day 1 Measure mass
- Day 2 Compare mass
- Day 3 Introduce capacity and volume
- Day 4 Measure capacity
- Day 5 Maths Challenge

#### Year 2

- Day 1 The 10 times table
- Day 2 Make equal groups - sharing
- Day 3 Make equal groups - grouping
- Day 4 Odd and even numbers
- Day 5 Maths Challenge

### English:

**Writing:** Writing based on 'The Way Back Home' by Oliver Jeffers  
**Day 1** Read and enjoy the story 'The Way Back Home'. See PowerPoint  
Or watch a version of the story  
<https://www.literacyshed.com/thewaybackhome.html>

**1** Imagine that you are 'The boy'. You are going to write a description of the 'moon' setting. Use the pictures below and the planning sheet to think of words and phrases you could use in your description.

**2** Use your plan from Day 1 to write a description of the moon setting he finds himself in. Use the template below.

**Day 3** Pretend that you are going on a journey to the moon in a rocket. Write a list of the things you will take with you. What would be the most important items? What could you not do without?

**Day 4** Write a postcard home to your mum/dad/friend. What would you tell them about your journey, what you have seen and how you feel? Draw a picture of the space setting on the other side of the postcard.

**Day 5** Spelling test & finishing

Reading – see below

If you're looking for more online resources, check out Rising Stars home learning packs. They have book-band levelled ebooks as well as maths, science and grammar, punctuation & spelling resources e.g. quizzes & comprehensions

Yr2 pack: <https://my.risingstars-uk.com/LessonPlayer.aspx?lessonID=11097905&lessonOwnerUserID=486471&vle=true>

**Science: Plants - observe and describe how seeds and bulbs grow into mature plants**

<https://www.bbc.co.uk/bitesize/clips/zhrb4wx>

Watch the PowerPoint attached, identifying different methods of seed dispersal in plants. Sort the seeds in the pictures into the correct boxes on the worksheet below.

**Lego challenge**



1 Build the fastest car around.

2 You are having a pizza party! Make a pizza for all your guests.

**Art:**

Make some paper flowers from magazines/newspapers or any paper you may have. <https://www.thelightbox.org.uk/blog/art-for-normals-paper-flowers>

Or try some online art.

<https://www.bbc.co.uk/cbeebies/makes/waffle-the-wonder-dog-make-a-picture>

**P.E.** Tune in to Joe Wicks Body Coach live on You Tube (P.E. with Joe)

Monday to Friday at 9:00 am

Or try some yoga

Cosmic Kids <https://www.youtube.com/user/CosmicKidsYoga> These yoga sessions are based around children's stories.

Or Andy's Wild Workouts on Cbeebies This is number 5 Night time

<https://www.bbc.co.uk/iplayer/episode/p06tmnby/andys-wild-workouts-series-1-5-night-time>

Or Try playing the Bean Game:

<http://www.firstschoolyears.com/pe/warmup.htm>

Can you add any other types of bean to your game? Jelly Beans? French Beans?

**Reading:** Try to spend at least 10 minutes a day reading/sharing a book with your child. Don't forget 'Reading Eggs'

Read some ebooks on the **Oxford Owl website**. Books are sorted by age/Oxford level/book band

<https://www.oxfordowl.co.uk/for-home/find-a-book/library-page/>

<https://www.getepic.com> is a great website with more books to read and is free for parents at the moment.

There are also ebooks on Twinkl, free for parents at the present time.

<https://www.twinkl.co.uk/search?term=ebooks>

**Independent reading** – if you finish your book, choose one or two of the Reading Journal ideas below to complete. 😊

**Spelling:** (Lists attached)

Bees, Butterflies and Bugs

Little Bugs

See lists attached

'sion' where the s makes a buzzing sound

split digraph o-e

Phonics Play is free for parents and children at the moment.

<https://www.phonicsplay.co.uk/>

User name: march20 p/w home


Little Bugs select Phase 5 'Reading robot'. You can type in the spelling words (and others) to practise.




Spelling Bees & Butterflies w/b 8.6.20	Monday L.S.C.W.C.	Tuesday L.S.C.W.C.	Wednesday L.S.C.W.C.	Thursday L.S.C.W.C.	Friday L.S.C.W.C.
television					
treasure					
usual					
division					
measure					
explosion					
decision					
invasion					
vision					
conclusion					
<p><i>Rule: sion where the 's' makes a buzzing sound</i></p> <p>Homework task: Put each word into a sentence showing its meaning</p>					

Spelling Bugs Date: w/b 8.6.20	Monday L.S.C.W.C.	Tuesday L.S.C.W.C.	Wednesday L.S.C.W.C.	Thursday L.S.C.W.C.	Friday L.S.C.W.C.
usual					
television					
vision					
explosion					
treasure					
<p>Homework task: Put each word into a sentence showing its meaning</p> <p><i>Rule: sion where the 's' makes a buzzing sound</i></p>					

Little Bugs Date: w/b 8.6.20	Monday L.S.C.W.C.	Tuesday L.S.C.W.C.	Wednesday L.S.C.W.C.	Thursday L.S.C.W.C.	Friday L.S.C.W.C.
home					
nose					
those					
hope					
bone					
woke					
<b>they</b>					
<b>were</b>					
<p>Rule: the final 'e' changes the sound of the 'l'</p> <p><u>Task</u> Put each of the words into a sentence which shows the meaning of the word.</p>					









1 Plan What does it look like on the moon. Describe the setting you find yourself in.

What did you see when you first got there?	What was the sky like?
What sounds could you hear?	What did the ground feel like?
What animals did you see?	What did you see that made you feel curious?

Easier

2 Write a description of what it looked like on the moon.

I opened the door of the spaceship nervously. Slowly, I climbed down the steps and looked around.

I could see \_\_\_\_\_

\_\_\_\_\_

I heard \_\_\_\_\_

\_\_\_\_\_

The sky looked \_\_\_\_\_

\_\_\_\_\_

On the ground were \_\_\_\_\_

\_\_\_\_\_

I felt \_\_\_\_\_

\_\_\_\_\_





3 Write a list of what you would take with you. Can you give a reason? What would you need it for?

On my trip to the moon I would take:

Item	Reason
1	
2	
3	
4	
5	
6	
7	
8	
9	
10	

Me on the moon with....

4 Write a postcard to someone on Earth telling them what the moon looks like, who you might have met and how you are feeling. You could draw a picture on the back of the sheet.

Dear \_\_\_\_\_



To

\_\_\_\_\_

\_\_\_\_\_

\_\_\_\_\_

\_\_\_\_\_

\_\_\_\_\_

Sort the seeds according to how they are dispersed. Draw each seed in the correct box. Colour them if you can.

<p>Wind</p>	<p>Exploding</p>
<p>Animals (eating/catching a lift)</p>	<p>Water (floating)</p>



**sycamore**



**apple**



**poppy**



**peas**



**burdock**



**horse chestnut**




**dandelion**




**coconut**




**Himalayan balsam**



**ragwort**



**berries**



**acorn**



Title: \_\_\_\_\_

Author: \_\_\_\_\_

Publisher: \_\_\_\_\_

Storyline: \_\_\_\_\_

\_\_\_\_\_

\_\_\_\_\_

\_\_\_\_\_

\_\_\_\_\_

\_\_\_\_\_

\_\_\_\_\_

\_\_\_\_\_

Word difficulty ✓ box

Too easy

Just right

Too hard

# Book Review

What I liked best: \_\_\_\_\_

\_\_\_\_\_

\_\_\_\_\_

What I didn't like: \_\_\_\_\_

\_\_\_\_\_

\_\_\_\_\_

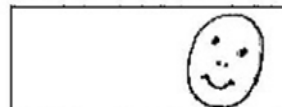
\_\_\_\_\_

Illustrations ✓ box


Too few

Just right

Too many



Interesting



Boring

Comment: \_\_\_\_\_

Name of reviewer: \_\_\_\_\_

Date started: \_\_\_\_\_

Date finished: \_\_\_\_\_

Favourite character

Picture of favourite character

Recommendation ✓ box

Highly recommended

Reasonable

Not recommended




Reading Journal ideas

Pick a character or two from the story and draw them.	Construct a timeline of events in the story. (Storyboard)	Use the dictionary to look up 6 words that you do not know and write their meaning.	Write a blurb for the story.
Make a cartoon strip showing part of the story.	Compare two characters in the story. How are they similar? Different?	Design a new eye-catching front cover for the book.	Write an alternative ending for the story.
Write about your favourite part of the story and explain why.	Make a fact file about one of the characters.	Choose a page and write a list of all the adjectives.	Design a poster to advertise the book. Tell the buyers why they should buy the book.
Which character did you like the most? Explain why.	Choose a page and pick a descriptive word. Use a thesaurus to find 5 alternatives.	Write a letter to the author telling them why you did or did not like their book.	Draw a picture of where the story is set as you imagine it to be from the description in the book.
Read a passage and list the words and phrases used to create an atmosphere.	Write a new opening paragraph for the book.	Design a wanted poster for a character in the story. Remember to describe them well.	Choose a page and write down all the verbs on the page.
Choose a page and write down all the nouns on the page.	Rewrite a chapter of the book as a playscript.	Pick a paragraph and rewrite it in the future tense.	Which character would you like to be? Why?
Draw a picture of your favourite part of the book and write about what is happening.	Make a wordsearch based on important words related to the book.	Write a quiz about the book for one of your peers.	Choose a page/book and write down any new vocabulary that you will try to use in your own writing.
Find 5 similes or metaphors in the story, write them down and draw a picture. E.g the girl was as quick as lightning.	Choose a description in the book that you could up level (improve).	Choose a description or character in the book that you could turn into a simile or metaphor.	How does the story hook you in at the beginning? Make a list of words and phrases that you feel are effective in making you want to read on.
Choose a key moment in the book and change the event.	Think of 5 questions you would like to ask one of the characters. Swap with someone and answer in character.	Think of 5 questions you would like to ask the author. Swap with someone and answer in character.	Write a feelings map for a character in the story.
Write about how a character might be feeling at different stages in the story. You could write it in the first person, or in a speech bubble.	Stop reading a story halfway through. Draw or write your prediction for the rest of the story.	Write about a memory or experience of your own that is similar to something you have read in the book.	Make a list of questions you ask yourself as you read.
Before the last few pages of the book write or draw your	Which character in the book are you most like? Why?	Which character in the book would you most like to be? Why?	Finish this idea: "I love the way the author..." Give examples to support your opinion.

prediction. Once finished read on to check.			
How did the book make you feel? Explain	Who else should read this book? Why? Who should not read this book? Why?	Write a letter to someone who would like the book telling them why they should read it.	Write a voicemail message for a character in your book.
Draw a storyboard for the story.	Compare the book to another one that you have read. How were they similar? Different?	Design a book cover for a short story.	Pretend something in the story really happened. Write a newspaper article for tomorrow's paper.
Write a diary extract written by a character.	Give advice to a character in a problem page letter & response.	Rewrite a paragraph from the point of view of a different character.	Write a telephone conversation between you and a character from the book. (Remember the conventions of speech)
Write 5 questions for someone whose answers would check that they had read the book.	What kind of person is the main character? Would you like to be friends with them? Why? Why not?	Pick a character. How does this character treat other people? Explain and use phrases from the text to support.	Pick a character in the story. How do they change throughout the story? Explain and use words/phrases from the text to support.
When was the book set? Explain and use words/phrases from the book to support.	Create a glossary of technical words that relate to the topic of your book.	Draw and label a diagram using facts.	Make a list of facts you have learned from your non-fiction book.
Plan a one-minute talk about a key point/character/fact from the book.	What are the properties of this non-fiction book?	Create a title page for your reading book. Include a picture, the title, author and illustrator.	Find a part of your story that does not already have a picture. Draw a new picture to show what happens.
Make a puppet for a character in your story.	Choose a character and write an acrostic poem about them. Read it to someone.	Write a poem about the setting of the book.	Write a play for part of the story. Practise acting it out. Perform in front of the class.
Make up a song or a rap about your reading book.	Choose a part of the story and mime it to a friend. Can they guess what part of the story it was?	Describe where and when the story took place. Explain why you would/would not like to have a holiday there.	Write down 5 true things and 5 lies about your book. Give to a partner. Can you trick them?
Write a sentence to summarise each chapter.	Make brief notes about the story under these headings: opening, build-up, dilemma, resolution	Copy a sentence from your book and answer these questions; What tense is it written in? (past/present/ future) is it written in 1 <sup>st</sup> or 3 <sup>rd</sup> person or is no-one referred to at all? Does it contain any speech? What is the sentence about?	Pick 10 wow words/nouns/verbs etc and then put them into alphabetical order.