

Week beginning 22nd June 2020

## Home Learning: Year 2

Dear Children, Parents and Carers,

This week we are reading a book we are sure you have all read at some time – “The Lighthouse Keeper’s Lunch” by Ronda and David Armitage. We hope you enjoy the writing activities we have planned. Thank you to those of you who have shared your poems from last week. Please keep them coming in. Spellings this week recap -le and -el ending words which were introduced in the autumn term. They are quite tricky to remember so another look won’t hurt. There are some activity sheets to go alongside them. Well done for all your hard work (including all you mums and dads). 😊 Mrs Barker and Miss Norgate

### Maths:

White Rose Maths. *This time please use Home Learning Week 8 w/b 15.6.20*

Go to <https://whiterosemaths.com/homelearning/> Worksheets will now be sent separately as parents cannot access them without subscribing.

#### Year 1

Day 1 Make arrays

Day 2 Make doubles

Day 3 Make equal groups (sharing)

Day 4 Make equal groups (grouping)

Day 5 Maths Challenge – Four Pin Bowling (see below)

#### Year 2

Day 1 Count sides and vertices on 2-D shapes

Day 2 Count faces, edges, and vertices on 3-D shapes

Day 3 Sorting 2-D and 3-D shapes

Day 4 Patterns with 2-D and 3-D shapes

Day 5 Maths Challenge – Bean-Bag Buckets (See below)

You can find some extra maths challenges here. You only need a pencil and paper: <https://nrich.maths.org/14562>

### English:

**Writing:** The Lighthouse Keeper’s Lunch by Ronda and David Armitage

Listen to the story on:

<https://www.youtube.com/watch?v=46wCRq50Wwg>

Or read the story from the PowerPoint attached

**(Writing templates are below)**

Day 1 Plan a ‘particularly appetising lunch’ Mrs Grinling may have made for Mr Grinling.

Day 2 Write a recipe for something that could be in Mrs Grinling’s lunch. E.g. a chocolate cake, ginger biscuits or a fruit salad.

Day 3 Pretend you are Tom or Fred (the seagulls). Retell part of the story from their point of view.

Day 4 Can you think of a way Mrs Grinling could have got the food to Mr Grinling, fooling the seagulls.

Day 5 Spelling + extras below

Extras

Can you find out the meanings of these words?

gusto varmint brazen scavenging

The lunch was ‘devoured’ by the seagulls. Can you list different ways people can eat their food e.g. scoffed

Reading – see below

**Topic: To locate and name the continents and oceans of the world**

Use the PowerPoint presentation attached, to label the continents and oceans on a map of the world.

**Lego challenge**



- 1 You are elected ruler of a country. Design and build a flag for your land.
- 2 Aliens are invading and you need to build a robot to defeat them.

**Art: Make a kite. There are some instructions here.**

<https://www.countryfile.com/how-to/crafts/how-to-make-a-kite/>

or

<https://www.instructables.com/id/A-Garbage-Bag-Kite/>

**P.E. Perhaps try Jumpstart Jonny this week**

<https://www.bing.com/videos/search?q=Jump+Start+Jonny+Shake+It+Off&FORM=VDMHRS>

Or try some yoga

Cosmic Kids <https://www.youtube.com/user/CosmicKidsYoga> These yoga sessions are based around children's stories.

Or Andy's Wild Workouts on Cbeebies This is number 7 Up in the air

<https://www.bbc.co.uk/iplayer/episode/p06tmrxy/andys-wild-workouts-series-1-7-up-in-the-air>

Or **Jumping Jacks**

How many different ways can you jump? Can you jump on the spot (small jumps/ big jumps), side to side, star jumps, bunny jumps, backwards, forwards, with eyes open and eyes closed!

**Reading:** Try to spend at least 10 minutes a day reading/sharing a book with your child. Don't forget 'Reading Eggs'

Read some ebooks on the **Oxford Owl website**. Books are sorted by age/Oxford level/book band

<https://www.oxfordowl.co.uk/for-home/find-a-book/library-page/>

<https://www.getepic.com> is a great website with more books to read and is free for parents at the moment.

There are also ebooks on Twinkl, free for parents at the present time.

<https://www.twinkl.co.uk/search?term=ebooks>



This week we have attached a **comprehension task** called 'Monsters'. There are three different levels of questions. 1 star is the easiest and 3 stars the most difficult. 😊

**Spelling:** (Lists attached)

Bees, Butterflies and Bugs

Little Bugs

See lists attached

-el & -le at the end of words

Consonant blend -nk

This is a recap of a rule taught previously. at the end of words  
(See some extra spelling practice sheets below)

Phonics Play is free for parents and children at the moment.

Enter the words from the spelling list along with some fake ones to practise.

<https://www.phonicsplay.co.uk/resources/phase/4/dragons-den>

Username: march20

Password: home



Spelling Bees & Butterflies w/b 22.6.20	Monday L.S.C.W.C.	Tuesday L.S.C.W.C.	Wednesday L.S.C.W.C.	Thursday L.S.C.W.C.	Friday L.S.C.W.C.
people					
angle					
vegetable					
simple					
terrible					
puzzle					
travel					
angel					
label					
level					
towel					
tunnel					
<i>Write the word in a sentence showing its meaning</i>					

Spelling Bugs Date: w/b 22.6.20	Monday L.S.C.W.C.	Tuesday L.S.C.W.C.	Wednesday L.S.C.W.C.	Thursday L.S.C.W.C.	Friday L.S.C.W.C.
bottle					
little					
middle					
riddle					
paddle					
buckle					
beetle					
ankle					
handle					
tangle					
people					

*Write the word in a sentence showing its meaning*

Little Bugs Date: w/b 22.6.20	Monday L.S.C.W.C.	Tuesday L.S.C.W.C.	Wednesday L.S.C.W.C.	Thursday L.S.C.W.C.	Friday L.S.C.W.C.
bank					
think					
sink					
trunk					
drink					
pink					
blink					
<b>could</b>					
<b>would</b>					
<b>should</b>					

*Task* Put each of the words into a sentence which shows the meaning of the word.



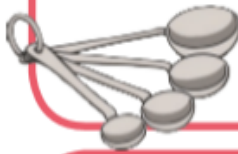
# MENU

Recipe for:

Ingredients:



Equipment:



Description:


Instructions:







4 Mrs Grinling's new idea.



Title: \_\_\_\_\_  
Author: \_\_\_\_\_  
Publisher: \_\_\_\_\_  
Storyline: \_\_\_\_\_

# Book Review

What I liked best: \_\_\_\_\_  
\_\_\_\_\_  
\_\_\_\_\_

What I didn't like: \_\_\_\_\_  
\_\_\_\_\_  
\_\_\_\_\_

Name of reviewer: \_\_\_\_\_



Date started: \_\_\_\_\_

Date finished: \_\_\_\_\_

Favourite character

Picture of favourite character

## Illustrations ✓ box

	
Too few	
	
Just right	
	Boring
Too many	

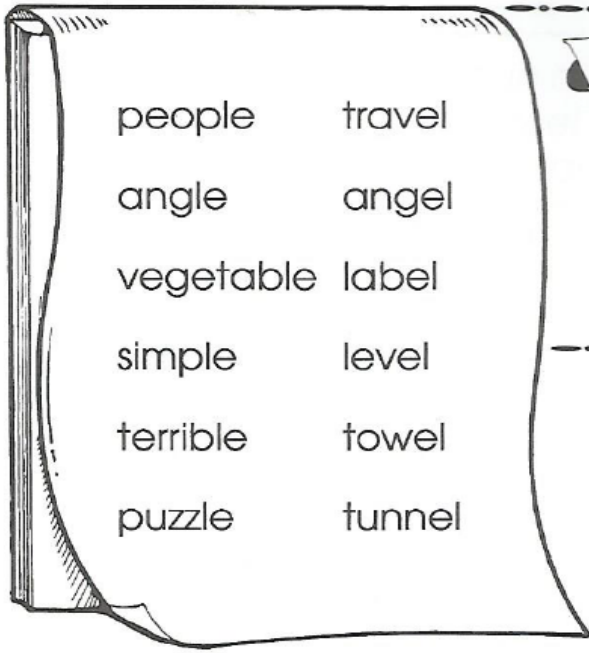
## Word difficulty ✓ box

Too easy	Just right	Too hard

Comment: \_\_\_\_\_

## Recommendation ✓ box

Highly recommended	
Reasonable	
Not recommended	



Look at the words.  
Say each word.  
The words end with the same sound.

It can be spelt   or  .  
Underline the endings.

1. Use 'le' or 'el' to complete the list words.

- simp \_\_\_\_\_
- tow \_\_\_\_\_
- vegetab \_\_\_\_\_
- puzz \_\_\_\_\_
- trav \_\_\_\_\_
- lev \_\_\_\_\_
- funn \_\_\_\_\_
- peop \_\_\_\_\_
- terrib \_\_\_\_\_
- ang \_\_\_\_\_
- lab \_\_\_\_\_
- ang \_\_\_\_\_

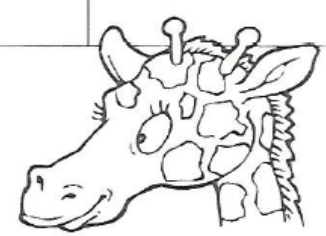


2. Match the word parts and write the list words.

- sim • • table \_\_\_\_\_
- lev • • ple \_\_\_\_\_
- tra • • vel \_\_\_\_\_
- vege • • bel \_\_\_\_\_
- la • • el \_\_\_\_\_
- peo • • ple \_\_\_\_\_

3. Write a list word and another word with the same double letters.

	List Word	Another Word
'rr'		
'nn'		
'zz'		



1. Write the **list twelve** words using – look, say, cover, write, check.
2. Choose six list twelve words and write each in a question. Write the other six in an interesting sentence.
3. Sort the list twelve words according to the number of letters.
4. Write 'My List' words using – look, say, cover, write, check.
5. Sort the 'My List' words from simplest to learn to hardest to learn.

 When a word ends in a single 'l' double the 'l' when a suffix beginning with a vowel is added.  
For example, pedal – pedalled – pedalling.

4. Remember this rule when you complete the table below.


Word	Add 's'	Add 'ed'	Add 'ing'
label			
travel			
tunnel			
level			

5. The sentence below needs a capital letter, full stop and two words to be spelt correctly.



many people like to travel to warm places for holidays

\_\_\_\_\_

 An anagram is a word made by rearranging the letters of a given word. For example, north – thorn.

6. Can you list two vegetables beginning with these letters?

b		
c		
p		
t		
s		

7. Which two list twelve words are anagrams?



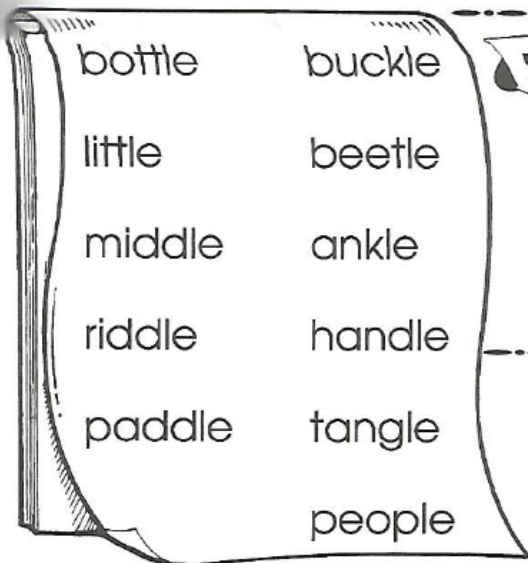
**Picture Word Puzzle**

1. Cut out a picture page from a magazine. Write the words from both lists on the page in marking pen. Glue onto card.



2. When it is dry, cut the page into about 15 pieces. Use the words and pictures to put the puzzle back together.





Look at the words.  
Say each word. Each word has the same ending. They each end with




Underline the ending for each word.

1. Unjumble the list words and write them correctly.

- pepeol \_\_\_\_\_
- mdledi \_\_\_\_\_
- cebkul \_\_\_\_\_
- kealn \_\_\_\_\_
- otelbt \_\_\_\_\_
- aedpdl \_\_\_\_\_
- agtnel \_\_\_\_\_
- alnhde \_\_\_\_\_
- telbee \_\_\_\_\_
- iteltl \_\_\_\_\_
- dlrdei \_\_\_\_\_

2. Two list words have been muddled together in each of these. Can you find the words used? Write them below.

- bupackddlee =  
     buckle + \_\_\_\_\_
- berietddlee =  
     \_\_\_\_\_ + \_\_\_\_\_
- miandklee =  
     \_\_\_\_\_ + \_\_\_\_\_
- halindttlee =  
     \_\_\_\_\_ + \_\_\_\_\_
- tabongttlee =  
     \_\_\_\_\_ + \_\_\_\_\_



1. Write the **list eight** words using – look, say, cover, write, check.
2. Write the list eight words using a coloured pencil to show the syllable break.
3. Write 'My List' words using – look, say, cover, write, check.
4. Use a dictionary to find and write a definition for each 'My List' word.

**S** Each of the words below are **nouns** – naming words. To make them into **verbs** – doing words we add 'ing'. When we add 'ing', 'e' goes away on a holiday.

3. Add 'ing' to these words and write them correctly.

- riddle + ing \_\_\_\_\_
- paddle + ing \_\_\_\_\_
- handle + ing \_\_\_\_\_
- buckle + ing \_\_\_\_\_
- tangle + ing \_\_\_\_\_
- bottle + ing \_\_\_\_\_

5. Find a synonym from the list words for these.

- knot \_\_\_\_\_
- knob \_\_\_\_\_
- centre \_\_\_\_\_
- clubhouse small \_\_\_\_\_



**Riddles**

1. At the top of an A4 page write your riddle.
2. At the bottom of the page write your answer upside down.
3. Draw and colour a picture to match your riddle.
4. Make a class book of riddles.

**S** To make words which end with a vowel plural we just add 's'.

4. Add 's' to these words and write them correctly.

- bottle + s \_\_\_\_\_
- riddle + s \_\_\_\_\_
- paddle + s \_\_\_\_\_
- buckle + s \_\_\_\_\_
- beetle + s \_\_\_\_\_
- ankle + s \_\_\_\_\_



6. How many words can you make from the letters in 'riddle'?

**My List**

\_\_\_\_\_

\_\_\_\_\_


\_\_\_\_\_

\_\_\_\_\_

\_\_\_\_\_

## Four-pin bowling

Which pins must Joshua knock down to score exactly 5?

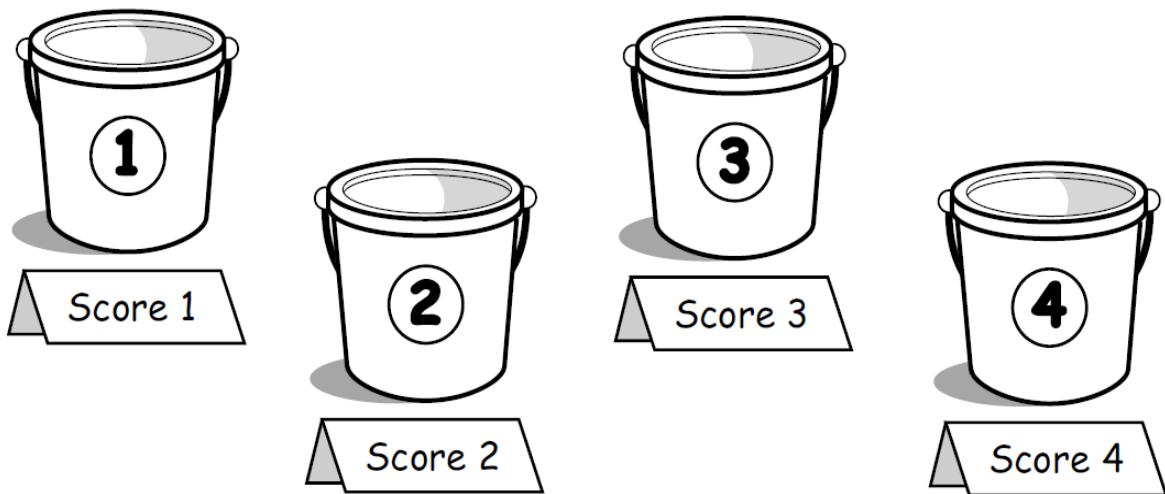


Find 2 different ways:

- a. to score 5
- b. to score 6
- c. to score 7

## Bean-bag buckets

Dan threw 3 bean-bags.  
Each bag went in a bucket.  
More than one bag can go in a bucket.



1. What is the highest score Dan can get?
2. Find three ways to score 6.
3. Find three ways to score 9.
4. What other scores can Dan get?



