

Hello Year 1!

We hope you have had a great week! Apologies for the mix up with the White Rose Maths, we hope to get it right this week! This week we are doing a bit of music, PE is based on sports day activities as we would be normally well into our practise for this event by now. It is supposed to be hot so go careful! Feel free to send in your photos, we would love to see them (especially your home-made drum kits).

Have a fabulous week!

Miss Greenslade and Miss Cheeseman

Peek at the week

Oak and Beech Class

WB: 22.06.2020

	Monday	Tuesday	Wednesday	Thursday	Friday
Early morning learning	Weekend news	Read a book for pleasure.	Write all number bonds to 20	Build a house using Lego (or anything else you have at home)	Read a book for pleasure.
PE We would have been practising for our sports day this week.	Running races	Egg and spoon race	Obstacle course	Dribble a ball race	Fancy dress race
Handwriting	This week we would like you to practise on sizing. You can get the children to write anything they would like to but focus on the size. Ideally the children's handwriting should be much smaller and consistently the same. Please see the handwriting guide for more information.				

Handwriting

When we do handwriting practise in school, we use a handwriting book and pencil. There are 4 lines in their book, when writing lowercase, we encourage them to start on the bottom middle line. Numbers and capital letters at the top line. If your child has good formation and a good size of handwriting, they will be encouraged to join up their writing.

This week we would like you to work on Letter sizes and consistency.

You can either practise lower case letters or write any words. The most important thing is the children's letter sizes are the same size. We try to get them to write small (in between the 2 middle lines). For some children however, they are not developmentally ready, and this is fine!



Spellings

The children need to read and spell these words.

Ladybirds are expected to write each word in a sentence too. This shows they have good understanding of what the word means.

Butterflies	Bees	Ladybirds
could	rope	growl
should	hose	flower
would	nose	power
called	roe	shower
people	vote	tower
there	poke	drown
their	woke	town
asked	hole	crowd
oh	dome	powder
looked	broke	towel

* Extra challenge

Can you write Mr or Mrs in the sentence too.

Check these websites out!

<https://www.science-sparks.com/julia-donaldson-activities-and-science-experiments>


<https://learning.sciencemuseumgroup.org.uk/learning-resources/>

English

We are continuing with our traditional Fairy Tales, if you wish to read some to your child please look at https://www.grimmstories.com/en/grimm_fairy-tales/snow-white.

Monday	Tuesday	Wednesday	Thursday	Friday				
<p>Discuss the story Snow White. Do the children recognise any similarities to Cinderella? Discuss the characters and put them in a table of</p> <table border="1" style="margin-left: auto; margin-right: auto;"> <tr> <td style="text-align: center;">Goodies</td> <td style="text-align: center;">Baddies</td> </tr> <tr> <td style="height: 20px;"></td> <td style="height: 20px;"></td> </tr> </table>	Goodies	Baddies			<p>Have a look online at some Wanted posters. Discuss the description used and how important this is.</p> <p>Get the children to orally describe the Wicked Step Mother. Discuss why she is wanted (for being unkind to Snow White)</p>	<p>Discuss the book cover of Snow White in New York. Ask chn what they think is different about this version of Snow White. Read the story together discussing how it is a modern version. Discuss the differences in characters and themes.</p>	<p>Discuss the words but and and. Discuss how they are common words we use all the time and they are called conjunctions.</p> <p>Ask the chn to have a go at saying these words in a sentence.</p>	<p>Discuss how you could make a new version of Snow White in todays times, based around you, using real people and where you live.</p> <p>Write a list of the characters you could use.</p>
Goodies	Baddies							
<u>Activity</u>	<u>Activity</u>	<u>Activity</u>	<u>Activity</u>	<u>Activity</u>				
<p>Children have to describe a character without saying who the character is. Ensure you use adjectives to describe your character, Remember to use CL FS and FS.</p> <p style="text-align: center;">Can you guess mine?</p> <p>It is a boy who is always unhappy. He wears a hat and works all day. He never smiles.</p> <p>Read yours out loud and see if anyone can guess who your character is.</p>	<p>Create a Wanted Poster of the Wicked Step Mother.</p> <p>Ensure there is a description of the Wicked Step Mother.</p> <p style="text-align: center;">What she is wanted for.</p> <p style="text-align: center;">A reward</p> <p style="text-align: center;">A picture</p> <p style="text-align: center;">Who to contact</p>	<p style="text-align: center;">Choose a favourite illustration from the story.</p> <p style="text-align: center;">Draw it and rewrite the scene using your own words.</p>	<p style="text-align: center;">Read the story again, every time you hear and or but raise your hand.</p> <p>Read the sentences and rewrite making into 1 sentence. Remember to add but or and.</p> <p style="text-align: center;">Please see Worksheet below</p> <p style="text-align: center;">Play the game: www.bbc.co.uk/bitesize/ks1/literacy/joining_words/play/.</p>	<p style="text-align: center;">Create a story map of a modern version of Snow white.</p> <p>Orally rehearse before you write/draw it.</p> <p style="text-align: center;">Have fun with it.</p>				

WANTED



Using 'and' or 'but' to join two sentences!

Thursdays English

Rewrite the two short sentences using 'and' or 'but'.

Remember to think about capital letters and full stops!

- 1) Snow White was rich. She had lots of beautiful clothes to wear. (and)
- 2) Her stepmother was jealous. She wanted to get rid of Snow White. (and)
- 3) The bodyguard took Snow White downtown to kill her. He couldn't do it. (but)
- 4) The cherry popped out of her throat. Snow White came alive!


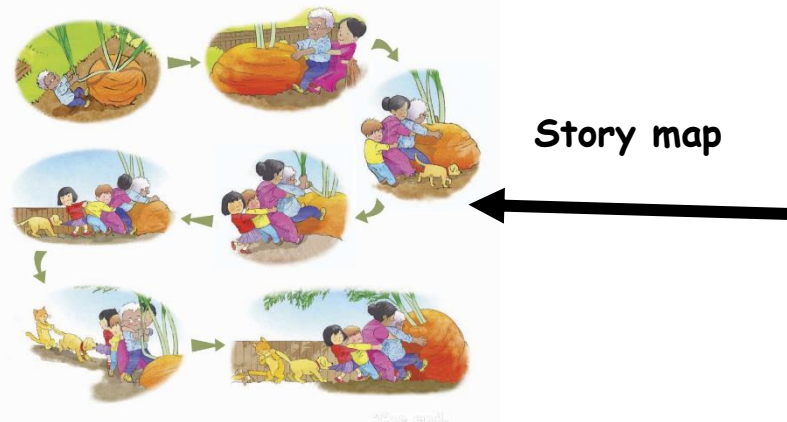
Guided reading

This week we would like you to access a free E book from Oxford owl (see link below). You will need to sign up or log in, it is completely free to do so. We will be looking at "The Big Carrot".

Listen to the audio of the book, then complete the guided reading tasks below.

https://www.oxfordowl.co.uk/api/digital_books/1394.html

<u>Monday</u>	<u>Tuesday</u>	<u>Wednesday</u>	<u>Thursday</u>	<u>Friday</u>
Listen to the story. <u>Complete activity 1</u>	Read the story <u>Complete activity 2</u>	Read the story		Watch the story
<u>Activity</u>	<u>Activity</u>	<u>Activity</u>		https://www.oxfordowl.co.uk/for-school/storytelling-videos
Draw a picture of all the characters labelling them using their names.	Draw a story map in order of the key events.	Write a sentence next to each picture retelling the story		<u>Search for The Big Carrot storyteller video</u>



Music

This week we would like you to have some fun with Music!

BBC Bitesize have an excellent home learning section based on music.

Monday	Tuesday	Wednesday	Thursday	Friday
<p><u>Sing along with Play It!</u></p> <p>Head over to the BBC website using the link, make sure you do the warm up too.</p> <p>www.bbc.co.uk/bitesize/articles/z4fgrj6</p>	<p><u>Shake your sillies out!</u></p> <p>www.singup.org/singupathome/shake-my-sillies-out</p> <p>Once you have done this with "Becky", have a go at creating your own version with actions.</p>	<p><u>Create a shaker!</u></p> <p>Use some recycling (yoghurt pot etc), fill with rice/pasta/buttons, cover the top with paper/cellotape then shake, shake, shake!</p> <p>Practise your song you created yesterday.</p>	<p><u>Explore the music</u></p> <p>Head over to the BBC website and play their music game</p> <p>Bring the noise.</p> <p>www.bbc.co.uk/teach/bring-the-noise/eyfs-ks1-music-play-it-bring-the-noise/z4sq92p</p>	<p><u>Homemade drums</u></p> <p>Get those saucepans, frying pans and wooden spoons and create a drum kit.</p> <p>Can you beat your drums to the rhythm of your favourite song?</p>

Maths

We are now following the home learning that White Rose Maths is providing. This week we will be looking at place value to 100.

We follow WRM in school. Children are very familiar with the features and level of questioning. There are good links on their website to other learning opportunities, such as BBC Bitesize. Please ensure you sit with your child through the video tutorials.

Please go to www.whiterosemaths.com/homelearning/year-1

Then go to Summer Term - Week 9 (w/c ²² June)

Monday	Tuesday	Wednesday	Thursday	Friday
Ordering numbers	Partitioning numbers	Comparing numbers (1)	Comparing numbers (2)	Friday Maths Challenge

For more challenging activities please visit:

<https://nrich.maths.org/8940>

<https://nrich.maths.org/10712>

<https://nrich.maths.org/6878>

History research sheet

	You	Parents	Grandparents	Great Grandparents
Mode of transport growing up				
Favourite food				
Favourite book/story				
Favourite toy				
What ways have you travelled?				
Did you have McDonalds as a child?				
Dis you have electronic games growing up like xbox, computers, tablets etc?				

Please research these questions together. It does not have to be a family member. Next week we will use the information the children gather to help us in teach "old and new".

Phonics

This week we are going to move onto Phase 5c phonics. For the next few weeks, we will be exploring alternative pronunciation of sounds.

We use Phonics play as a guide for our planning, please use the games and resources available on www.phonicsplay.co.uk it is currently free but you will have to sign up initially. It is a tricky stage to teach and we have tried to simplify it. You will notice there is lots of repetition and this is key to teaching phonics.

Monday	Tuesday	Wednesday	Thursday	Friday																													
Practise phase 5 sounds Practise Tricky Trucks	Practise phase 2 and 3 sounds Practise Tricky trucks	Practise all sounds Practise writing oh, their, people	Practise writing and reading I'm, by, time.	Spelling test																													
<p><u>We are learning alternative spellings for the /ai/ phoneme.</u></p> <p>Read the following sentences and put all the words with alternative ai into a table.</p> <p>I can use grey clay to make a snail. The lake monster plays with a pale whale. Is it safe to paint with baked beans?</p> <table border="1" style="width: 100%; text-align: center; border-collapse: collapse;"> <tr> <td>ai</td> <td>a</td> <td>a_e</td> <td>eigh</td> <td>ea</td> <td>ay</td> <td>ey</td> </tr> <tr> <td>wait</td> <td>lazy</td> <td>Dave</td> <td>eight</td> <td>great</td> <td>say</td> <td>grey</td> </tr> <tr> <td> </td> <td> </td> <td> </td> <td> </td> <td> </td> <td> </td> <td> </td> </tr> </table> <p>Can you add any more words to the table?</p>	ai	a	a_e	eigh	ea	ay	ey	wait	lazy	Dave	eight	great	say	grey								<p><u>We are practising spelling oh, their, people.</u></p> <p>Teach the spelling of oh</p> <p>Put a 1-minute timer on and write oh as many times as you can.</p> <p>Check you spelt it correctly each time.</p> <p>Write it in a sentence.</p> <p>Repeat with their, people.</p>	<p><u>We are learning alternative spellings for /ee/</u></p> <p>Read the following sentences and put all the words with alternative ee into a table</p> <p>She is a mean, creepy sneak. Don't steal these ice creams. The old trees creak and squeak</p> <table border="1" style="width: 100%; text-align: center; border-collapse: collapse;"> <tr> <td>ee</td> <td>ea</td> <td>e_e</td> <td>i</td> </tr> <tr> <td> </td> <td> </td> <td> </td> <td> </td> </tr> </table> <p>Can you add anymore words to the table?</p>	ee	ea	e_e	i					<p><u>We are Revising /ai/ or /ee/ phoneme -</u></p> <p>Play Phoneme Spotter, Word Sort or practise spelling words or sentences.</p> <p>(phonics play alternative spellings/5c/ai/ee)</p>	
ai	a	a_e	eigh	ea	ay	ey																											
wait	lazy	Dave	eight	great	say	grey																											
ee	ea	e_e	i																														