

Home Learning: Year 2

Week beginning 20th April 2020

Dear Parents/Carers, we hope you are all keeping well and have managed to have a break over Easter. We are trying to get ourselves back into some kind of routine for home learning. Please find our suggestions for this week below. We have tried to plan the work to reflect what we would have been learning in school but, obviously, we have had to adapt. Attached are spelling lists for this week and some additional resources. If you do not have a printer, your child can write them in a book or piece of paper instead. We have included planning from White Rose Maths and Hamilton Trust for English. They are fully resourced and can be either printed or discussed/completed orally. There are daily lessons for both maths and English. Please pick what works for your family and do not feel you have to complete everything. However, we ask that you try to read daily.

Regards, Mrs Barker & Miss Norgate

Maths:

White Rose Maths have provided home learning maths packs which include video tutorials and activities for the summer term. You can access them for free on a laptop or ipad.

Go to <https://whiterosemaths.com/homelearning/> There is some useful information for parents/carers on how to use the lessons. Then click on Year 2 for the lessons. (If the tasks in the Year 2 folder are too difficult, use Year 1 – the children are all at different stages in their learning and we would be differentiating tasks at school)

This week (Summer Week 1) your children will learn:

Year 1

- Day 1 Making doubles
- Day 2 Make equal groups – grouping
- Day 3 Make equal groups – sharing
- Day 4 Finding a half
- Day 5 Friday challenge

Year 2

- Day 1 Find three quarters
- Day 2 Count in fractions
- Day 3 Measure in length – cm
- Day 4 Measure in length – m
- Day 5 Friday challenge

Each lesson begins with a 'Flashback' to recap some learning so far and there is a worksheet which could be printed, or discussed and completed orally. An answer sheet is also provided.

English:

Reading: Try to spend at least 10 minutes a day reading/sharing a book with your child. Don't forget 'Reading Eggs'

There are a number of ebooks on the **Oxford Owl website**. You will need to sign up, but it is free. Books are sorted by age/Oxford level/book band <https://www.oxfordowl.co.uk/for-home/find-a-book/library-page/>

Independent reading – if you finish your book, can you write a book review? (see attached sheet)

Writing:

<https://www.hamilton-trust.org.uk/blog/learning-home-packs/>

Year 2 Week 1

Day 1 Comparing stories 'George and the Dragon'

Day 2 Writing noun phrases

Day 3 Sequencing a story

Day 4 'Aliens stole my Underpants' comprehension & descriptive writing

Day 5 adding suffixes -ness, -er + description of alien family

OR Story writing

Finish the story of Charlie the Chick (attached). We suggest that you do this over two or three days. 1. Read the task together, discuss ideas and collect useful vocabulary. 2. Write the story. 3. Edit and improve.


Remember: capital letters and full stops; try to include a question and some common exception words.

Science: Living things and their habitats

Habitats: Use <https://www.bbc.co.uk/bitesize/topics/zx882hv>

To research and discuss the different habitats where plants and creatures may live (pond, coastal, desert, urban, rainforest, woodland, ocean and polar). Choose a habitat you could visit nearby. (Garden/woods/park) Look for plants and creatures that live there. Record in a notebook/photos etc.

(Or worksheet attached)



Spelling: (Lists attached)

Bees, Butterflies and Bugs

Little Bugs

Irregular past tense verbs

Words ending with -ve

Phonics: Practise blending digraphs/trigraphs into words. Select the phase you want to work on. Dragon's Den is a great game to identify real and fake words.

<https://new.phonicsplay.co.uk/resources>

Lego Challenge

1. You were hired by an amusement park to create a new roller coaster.
2. N.A.S.A. needs you to build a new rocket. Can you design one?



Try to use no more than 100 bricks.

Topic: Art: Artist study Henri Rousseau – <https://www.henrirousseau.org/>

Make a leaf collage of an animal in the jungle in the style of Rousseau (No glue? Place the leaves and take a photo)

https://www.scouts.org.uk/the-great-indoors?utm_source=facebook&utm_medium=traffic&utm_campaign=staticcopy3



P.E.

**Tune in to Joe Wicks Body Coach live on You Tube (P.E. with Joe)
Monday to Friday at 9:00 am**

Or try some yoga

Cosmic Kids <https://www.youtube.com/user/CosmicKidsYoga>

These are based around children's stories.

Spelling Bees & Butterflies w/b 20.4.20	Monday L.S.C.W.C.	Monday L.S.C.W.C.	Tuesday L.S.C.W.C.	Wednesday L.S.C.W.C.	Thursday L.S.C.W.C.
buy					
bought					
bring					
brought					
fight					
fought					
think					
thought					
teach					
taught					
catch					
caught					

Rule: irregular past tense verbs

Put each word into a sentence which shows its meaning.


Spelling Bugs Date: w/b 20.4.20	Monday L.S.C.W.C.	Monday L.S.C.W.C.	Tuesday L.S.C.W.C.	Wednesday L.S.C.W.C.	Thursday L.S.C.W.C.
buy					
bought					
bring					
brought					
fight					
fought					
think					
thought					
write					
wrote					

Rule: irregular past tense verbs

Put each word into a sentence which shows its meaning.

Little Bugs Date: w/b 20.4.20	Friday L.S.C.W.C.	Monday L.S.C.W.C.	Tuesday L.S.C.W.C.	Wednesday L.S.C.W.C.	Thursday L.S.C.W.C.
have					
give					
live					
love					
above					
serve					
does					
goes					
<p>Rule: Rule: English words hardly ever end with the letter v, so if a word ends with a /v/ sound, the letter e usually needs to be added after the 'v'.</p> <p>Task <i>Put each of the words into a sentence which shows the meaning of the word.</i></p>					

Charlie the Chick



One day Charlie the Chick decided to have an adventure. When his mother was not looking and his brothers and sisters were asleep, he set off out of the farmyard gate.

His mother counted her chicks, "One, two, three, four, five, six. Oh, but where is Charlie? Where has he gone?" cried poor Mother Hen.

She hurried out of the farmyard. Soon she met Mrs Horse.
"Have you seen my Charlie?"
"No, sorry Mother Hen, I haven't seen your Charlie," said Mrs Horse.

Further down the lane she met Ben the Dog.
"Have you seen my Charlie?"
"No, sorry Mother Hen, I haven't seen your Charlie," said Ben the Dog.

Task

Your task is to continue the story naming some of the animals Mother Hen meets. End your story by telling where Mother Hen finds Charlie the Chick.

Name _____ Date _____

Charlie the Chick

What other animals does Mother Hen meet?

Where does Mother Hen find Charlie?

How does Mother Hen feel?

How does Charlie feel?

Title: _____

Author: _____

Publisher: _____

Storyline: _____

Book Review

What I liked best: _____


What I didn't like: _____

Illustrations ✓ box


Too few

Just right

Too many



Interesting



Boring

Comment: _____

Name of reviewer: _____

Date started: _____

Date finished: _____

Favourite character

Picture of favourite character

Word difficulty ✓ box

Too easy

Just right

Too hard

Recommendation ✓ box

Highly recommended

Reasonable

Not recommended

Worksheet

Frog



Key features

Needs to keep skin wet

Habitat

 _____

Squirrel



Has sharp claws to climb trees.

 _____

Dragonfly



Lays its eggs in water.

 _____

Bulrush



A tall plant that grows in muddy places.

 _____

Blackbird



Builds its nest away from ground predators, such as foxes, who may eat its eggs.

 _____



Worksheet

Hedgehog



Key features

Hibernates (sleeps during the cold winter months) in piles of leaves or wood.

Habitat

 _____

Grey heron



Hibernates (sleeps all throughout the cold winter months) in piles of leaves or wood.

 _____

Water lilies



Leaves float on the surface of water.

 _____

Woodlouse



Eats rotting wood and leaves.

 _____

Bluebells



Grows in shady areas under trees.

 _____

