



Peek at the week  
Maple and Cherry Class  
WB - 18.05.20



Hello all our lovely Maple and Cherry class children and welcome to our new look peek of the week. Hope you are all continuing to stay safe and well. Did you enjoy the Very Hungry Caterpillar story? This weeks focus is Minibeasts and Eric Carle gives us lots of other stories around this. We hope you continue to enjoy the suggestions for different learning activities.

### Reading

Read for 10 -15 minutes.

Try Oxford Owl or a book from home - can you find a fun place to read and take a picture?

<https://www.oxfordowl.co.uk/for-home/find-a-book/library-page>

Watch/listen to the story of 'What the Ladybird Heard'

<https://www.youtube.com/watch?v=Eu9mPX7DuLA>

Can you hear the rhyming words?

Watch/listen to the story of 'What the Ladybird Heard Next'

<https://www.youtube.com/watch?v=Cq0xiXoX8H0>

How does it compare to the first story about the ladybird?

### Useful websites:

[www.topmarks.co.uk](http://www.topmarks.co.uk)

[www.bbc.co.uk/cbeebies](http://www.bbc.co.uk/cbeebies)

[www.ictgames.com](http://www.ictgames.com)

[www.phonicsplay.co.uk](http://www.phonicsplay.co.uk)

[www.cosmicyoga.co.uk](http://www.cosmicyoga.co.uk)

[www.oxfordowl.co.uk](http://www.oxfordowl.co.uk) (lots of our reading books are on [here](#))

### Understanding the world



Do you have any books about minibeasts at home?

Look at the information in these books or any non fiction book. Alternatively you can look at <https://www.twinkl.co.uk/resource/t2-s-1169-insect-information-cards>

How are information books (non-fiction) different to story books (fiction)? Does yours have a contents page or index?

## Literacy/Topic - Eric Carle/Minibeasts

Last week we read the story of The Very Hungry Caterpillar. This week we are going to find out about some other stories written by Eric Carle.

'The Mixed up Chameleon' <https://www.youtube.com/watch?v=FrmZeXf7ScU>

'The Very Quiet Cricket' <https://www.youtube.com/watch?v=YdiGEjz5b0Q>

'The Very Busy Spider' <https://www.youtube.com/watch?v=TfL0g-XRxnA>

Do you know any more stories written by Eric Carle? Which is your favourite?

Can you talk about what you notice is the same or similar about them? What is different?

Watch/listen to the story 'The Bad-Tempered Ladybird' <https://www.youtube.com/watch?v=bH6UIYCRmAE>



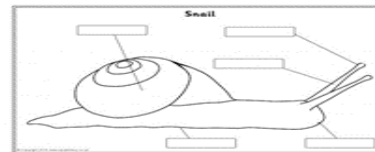

Can you remember what happens in the story? Retell it to someone. There are lots of clocks in the story!

Choose one of the characters to draw and label with their name (e.g. the ladybird, the wasp, the beetle).

Watch and find out about Minibeasts with Jess: [https://www.youtube.com/watch?v=JuHg5oWF\\_mo&t=29s](https://www.youtube.com/watch?v=JuHg5oWF_mo&t=29s)

What are mini beasts? Can you explain it in your own words?

Choose one to draw and write some labels for the different parts of the body (the templates show an example of how it could be labelled).



Focus on the butterfly and look at its life cycle. Watch <https://www.youtube.com/watch?v=3kZD6rISLUw>

Or <https://www.twinkl.co.uk/resource/t-t-5221-butterfly-life-cycle-powerpoint>

This video explains what happens as a caterpillar grows and changes into a beautiful butterfly.

This is called a Life Cycle.

Can you draw pictures of the different stages from the egg, to caterpillar, chrysalis to butterfly?

Can you draw the arrows between each picture to make the life cycle?

<https://www.twinkl.co.uk/resource/t-t-11707-life-cycle-of-a-butterfly-photo-cut-out-pack>



## Stay Active

Cosmic Kids Yoga has some great minibeast stories, have a look at Enzo the Bee - <https://www.youtube.com/watch?v=uyj5LooYWyg>

Arnold the Ant- <https://www.youtube.com/watch?v=iWowDC3x0hE>

Or maybe have a go at doing a butterfly dance - <https://www.youtube.com/watch?v=1EQeYA5Qbic>

Don't forget to check out the great Joe Wicks for some daily PE too

## Phonics



<https://new.phonicsplay.co.uk/resources/phase/3/pick-a-picture>

Username: **march20** Password: **home**

Play 'Pick a Picture' and choose a focus for your game today (Phase 2, Phase 3 or Phase 3 digraphs).

Daily practise of your phonemes using the phoneme bookmarks in your reading record book.

Choose an episode of Alphablocks to watch.

<https://www.bbc.co.uk/cbeebies/shows/alphablocks>

## Maths

Doubling - Two amounts/numbers that are the same e.g. 4 and 4 makes 8. (double 4 is 8)

Try some doubling of your own with real objects. How would you record this with numbers and symbols.

If you would like to try a worksheet click here:

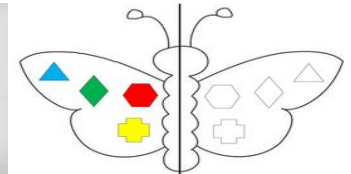
<https://www.twinkl.co.uk/resource/t-c-254575-ladybird-doubles-to-10-activity-sheet>

<https://www.twinkl.co.uk/resource/t-c-254576-ladybird-doubles-to-20-activity-sheet>

Symmetry - Draw a big outline of a butterfly. Maybe an adult could help you? (See below for an example.)

Using patterns made with paint, pens or pencils, buttons, stickers or shapes to make the wings symmetrical.

Remember that means that both wings have to be exactly the same!



## Playing and Exploring

Playing including open ended play, is a very important part of the Early Years curriculum. It encourages imagination, role play, enquiry and investigation, problem solving, independence, and creativity.

We very much encourage play to be part of each day. What will you choose each day?